



ultrashelter™

A **PLAYCORE** Company

COMFORTABLE SPACES FOR COMMUNITY PLACES



24' SQUARE SHELTER

Shown with Traffic White Square Columns & Roman Blue Max Rib Roof (Tongue & Groove sub-roof shown). (Stone column base wrap not included with purchase. Provided by others).



24' SQUARE SHELTER

Shown with Jet Black Square Columns & Brandywine Max Rib Roof



Tongue and Groove Sub-roof Detail



Tongue and Groove Sub-roof Detail



16' SQUARE 2-TIER SHELTER

Shown with Mint Green Square Columns & Timber Blend Shingle Roof (Comes with standard Tongue & Groove sub-roof). (Brick column base wrap not included with purchase. Provided by others).

SQUARE & 2-TIER SQUARE SHELTERS

Custom sizes and configurations are available. Please see pages 10-11 for style and color options.

| Roof Style | Standard Sizes | Columns | Rail/Lattice Options | Roof Options |
|----------------------|--------------------|--|---------------------------|--|
| Square | 16', 24', 36', 44' | Square, Round, UltraSquare, UltraRound | Standard, Diamond, Circle | Standing Seam, Max Rib*, Multi Rib, Shingle* |
| Square 2-Tier | 16', 24', 36', 44' | Square, Round, UltraSquare, UltraRound | Standard, Diamond, Circle | Standing Seam, Max Rib*, Multi Rib, Shingle* |

* Standard with wood tongue and groove sub-roof



Square



Square 2-TIER

GABLE RECTANGLE




20' X 24' GABLE RECTANGLE SHELTER

Shown with Green Blue Square Columns & Hartford Green Multi Rib Roof



Detail of Multi Rib Roof



GABLE RECTANGLE & 2-TIER GABLE RECTANGLE

Custom sizes and configurations are available. Please see pages 10-11 for style and color options.

| Roof Style | Standard Sizes | Columns | Rail/Lattice Options | Roof Options |
|-------------------------------|-------------------------|--|------------------------------|---|
| Gable Rectangle | 20' x 24', 30' x 44' | Square, Round, UltraSquare, UltraRound | Standard, Diamond, Circle | Standing Seam, Max Rib*, Multi Rib, Shingle* |
| Gable Rectangle 2-Tier | 20' x 24', 40' x 64' | Square, Round, UltraSquare, UltraRound | Standard, Diamond, Circle | Standing Seam, Max Rib*, Multi Rib, Shingle* |

* Standard with wood tongue and groove sub-roof



Gable Rectangle



Gable Rectangle 2-TIER



20' X 24' HIP RECTANGLE SHELTER

Shown with Square Columns & Timber Blend Shingle Roof (Tongue & Groove sub-roof shown).

HIP RECTANGLE

Custom sizes and configurations are available. Please see pages 10-11 for style and color options.

| Roof Style | Standard Sizes | Columns | Rail/Lattice Options | Roof Options |
|----------------------|---------------------------------------|--|---------------------------|--|
| Hip Rectangle | 20' x 24', 30' x 44', 40' x 64' | Square, Round, UltraSquare, UltraRound | Standard, Diamond, Circle | Standing Seam, Max Rib*, Multi Rib, Shingle* |

* Standard with wood tongue and groove sub-roof



Tongue and Groove Sub-roof Detail



Hip Rectangle

The logo for ultrashelter features a stylized blue roof icon above the brand name "ultrashelter" in a bold, lowercase, sans-serif font. A small trademark symbol (TM) is located at the top right of the brand name.

ultrashelter™

A PLAYCORE Company



16' HEXAGON 2-TIER SHELTER

Shown with Cream Metal and
Regal Blue Multi Rib Roof



2-Tier Roof Detail



16' HEXAGON SHELTER

Shown with Beige Square Columns & Timber Blend Shingle Roof (Comes with standard Tongue & Groove sub-roof).

HEXAGON & 2-TIER HEXAGON

Custom sizes and configurations are available. Please see pages 10-11 for style and color options.

| Roof Style | Standard Sizes | Columns | Rail/Lattice Options | Roof Options |
|-----------------------|--------------------|--|---------------------------|--|
| Hexagon | 16', 28', 32', 44' | Square, Round, UltraSquare, UltraRound | Standard, Diamond, Circle | Standing Seam, Max Rib*, Multi Rib, Shingle* |
| Hexagon 2-Tier | 16', 28', 32', 44' | Square, Round, UltraSquare, UltraRound | Standard, Diamond, Circle | Standing Seam, Max Rib*, Multi Rib, Shingle* |

* Standard with wood tongue and groove sub-roof



HEXAGON



HEXAGON 2-TIER



20' OCTAGON SHELTER
Shown with Beige Columns and
Medium Bronze Standing Seam Roof



32' OCTAGON 2-TIER SHELTER

Shown with Brilliant Blue Columns, Lattice & Rails and Timber Blend Shingle Roof (Comes with standard Tongue & Groove sub-roof).

OCTAGON & 2-TIER OCTAGON

Custom sizes and configurations are available. Please see pages 10-11 for style and color options.

| Roof Style | Standard Sizes | Columns | Rail/Lattice Options | Roof Options |
|-----------------------|----------------|--|---------------------------|--|
| Octagon | 20', 32', 46' | Square, Round, UltraSquare, UltraRound | Standard, Diamond, Circle | Standing Seam, Max Rib*, Multi Rib, Shingle* |
| Octagon 2-Tier | 20', 32', 46' | Square, Round, UltraSquare, UltraRound | Standard, Diamond, Circle | Standing Seam, Max Rib*, Multi Rib, Shingle* |

* Standard with wood tongue and groove sub-roof








OCTAGON



OCTAGON 2-TIER

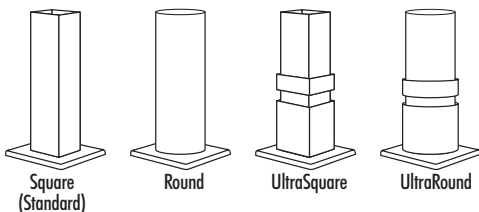
STYLE OPTIONS

Structure Design

| | Roof Style | Standard Sizes | Columns | Rail/Lattice Options | Roof Options |
|---|-----------------------------------|---------------------------------------|---|---------------------------------|--|
|  | Square | 16', 24', 36', 44' | Square, Round, UltraSquare, UltraRound | Standard, Diamond, Circle | Standing Seam, Max Rib, Multi Rib, Shingle |
|  | Square 2-Tier | 16', 24', 36', 44' | Square, Round, UltraSquare, UltraRound | Standard, Diamond, Circle | Standing Seam, Max Rib, Multi Rib, Shingle |
|  | Gable Rectangle | 20' x 24', 30' x 44', 40' x 64' | Square, Round, UltraSquare, UltraRound | Standard, Diamond, Circle | Standing Seam, Max Rib, Multi Rib, Shingle |
|  | Gable Rectangle 2-Tier | 20' x 24', 30' x 44', 40' x 64' | Square, Round, UltraSquare, UltraRound | Standard, Diamond, Circle | Standing Seam, Max Rib, Multi Rib, Shingle |
|  | Hip Rectangle | 20' x 24', 30' x 44', 40' x 64' | Square, Round, UltraSquare, UltraRound | Standard, Diamond, Circle | Standing Seam, Max Rib, Multi Rib, Shingle |
|  | Hexagon | 16', 28', 32', 44' | Square, Round, UltraSquare, UltraRound | Standard, Diamond, Circle | Standing Seam, Max Rib, Multi Rib, Shingle |
|  | Hexagon 2-Tier | 16', 28', 32', 44' | Square, Round, UltraSquare, UltraRound | Standard, Diamond, Circle | Standing Seam, Max Rib, Multi Rib, Shingle |
|  | Octagon | 20', 32', 46' | Square, Round, UltraSquare, UltraRound | Standard, Diamond, Circle | Standing Seam, Max Rib, Multi Rib, Shingle |
|  | Octagon 2-Tier | 20', 32', 46' | Square, Round, UltraSquare, UltraRound | Standard, Diamond, Circle | Standing Seam, Max Rib, Multi Rib, Shingle |

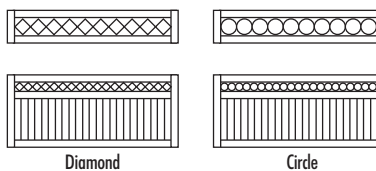
* Custom sizes and configurations are available. For a custom quote, please call 800.458.5872.

Column Options



Lattice Options

For upper-tier, overhead, and handrails



Roof Options



SHINGLE Roof Color



Timberland Blend

Note: Tongue & Groove wood sub-roof is standard for Max Rib and Shingle Roof options.



STANDING SEAM Roof Color Options



MAX & MULTI RIB Roof Color Options




METAL Column Color Options






16' HEXAGON SHELTER



28' HEXAGON SHELTER



16' SQUARE 2-TIER SHELTER



20' OCTAGON SHELTER



24' SQUARE SHELTER



20' X 24' HIP RECTANGLE SHELTER



20' X 24' GABLE RECTANGLE SHELTER

ultrashelter[™]
A PLAYCORE Company

Custom sizes
and configurations
are available.



Please call for a quote